

MARIN COUNTY

HOMELESS CENSUS & SURVEY

EXECUTIVE SUMMARY 2015

Every two years in January, communities across the country conduct comprehensive counts of their homeless population to gain a better understanding of the individuals who are currently experiencing homelessness, and to apply for federal funding for homeless programs.

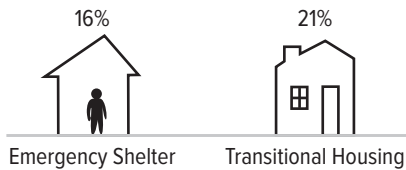
The 2015 Marin County Point-in-Time Count was a community-wide effort conducted on January 29, 2015. In the weeks following the street count, a survey was administered to 360 unsheltered and sheltered homeless individuals, in order to profile their experience and characteristics.

HOMELESS CENSUS

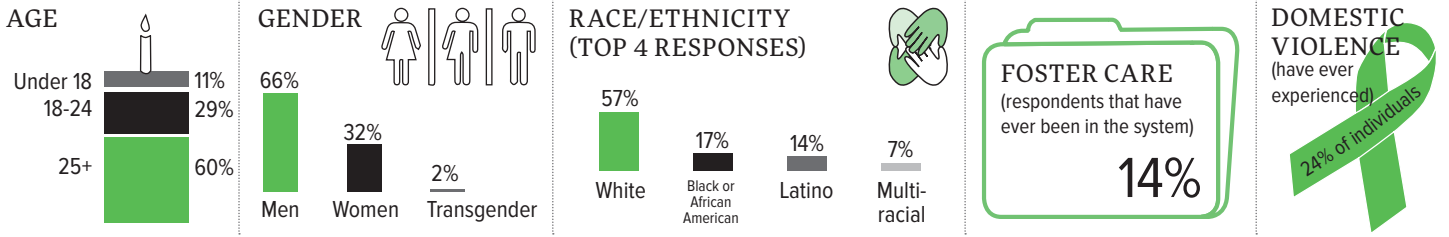
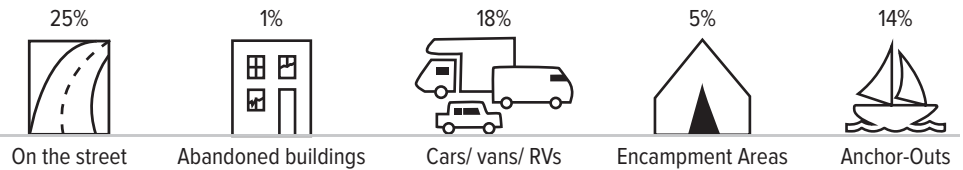
2015
1,309



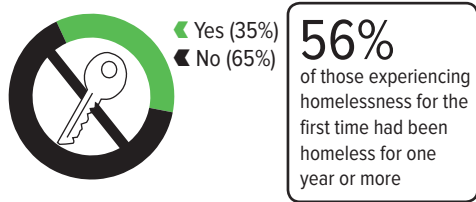
SHELTERED INCLUDES:




UNSHeltered INCLUDES:



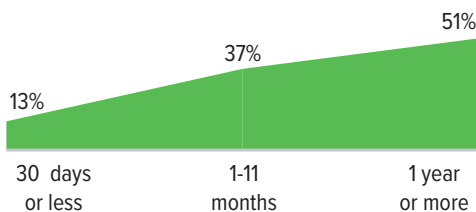
FIRST TIME HOMELESSNESS



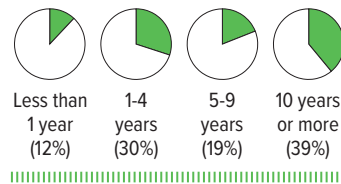
RESIDENCE AT TIME OF HOMELESSNESS



DURATION OF HOMELESSNESS



LENGTH OF TIME IN MARIN COUNTY (of those living in Marin County at time of homelessness)



WHAT MIGHT HAVE PREVENTED RESPONDENTS' HOMELESSNESS (TOP 4 RESPONSES)



What is a health condition?

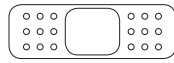
A health condition is defined here as a physical disability, mental illness, chronic depression, alcohol or drug abuse, chronic health problems, HIV/AIDS, Post-traumatic Stress Disorder (PTSD), or a developmental disability.

37%
of survey respondents reported a health condition.

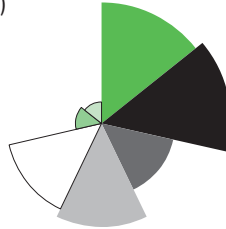


HEALTH CONDITIONS

- Drug or alcohol abuse (28%)
- Psychiatric or emotional conditions (30%)
- Physical disability (17%)
- Post-Traumatic Stress Disorder (PTSD) (24%)
- Chronic health problems (22%)
- Traumatic brain injury (6%)
- AIDS/HIV related (5%)

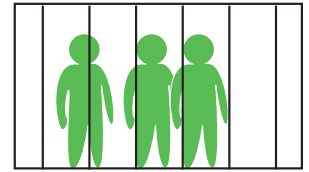


Note: Multiple response question, numbers will not total to 100%.



INCARCERATION

21%
spent at least 1 or more nights in jail or prison in the past 12 months.



INCOME



is the amount that 50% of respondents reported as their total monthly income.

59%
of survey respondents said YES when asked if they would want safe, affordable permanent housing were it available.

YES!

SERVICES AND ASSISTANCE

Services/assistance currently being utilized
(Top 3 Responses)



Free meals



Emergency shelter



Health services

Reasons for NOT receiving government services
(Top 3 Responses)



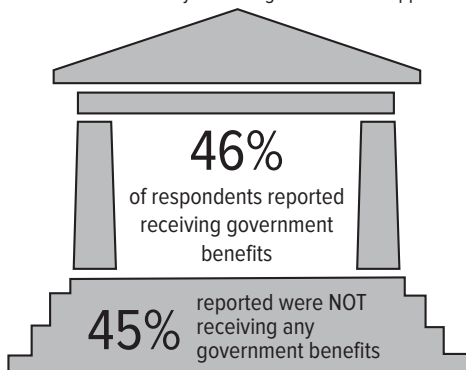
Don't have identification



Don't think you are eligible



Never applied



SUBPOPULATION DATA

CHRONICALLY HOMELESS



263 Individuals
11% Sheltered **89%** Unsheltered
100% Sheltered **0%** Unsheltered
 3 Families with 18 members

An adult with a disabling condition or a family with at least one adult member with a disabling condition who:

- » Has been continuously homeless for 1 year or more and/or;
- » Has experienced 4 or more episodes of homelessness within the past 3 years.

VETERANS



66 Individuals
38% Sheltered **62%** Unsheltered

Veterans are persons who have served on active duty in the Armed Forces of the United States. This does not include inactive military reserves or the National Guard unless the person was called up to active duty.

FAMILIES



57 Families with 194 members
95% Sheltered **5%** Unsheltered

A household with at least one adult member (persons 18 or older) and at least one child member (persons under 18).

UNACCOMPANIED CHILDREN



6 Individuals
0% Sheltered **100%** Unsheltered

"Unaccompanied Children" are children under the age of 18 who are homeless and living independent of a parent or legal guardian.

TRANSITION-AGE YOUTH



361 Individuals
4% Sheltered **96%** Unsheltered

Homeless youth are defined as individuals between the ages of 18 and 24 years old.

SUMMARY

These data provide a snapshot of those experiencing homelessness in the Marin County on January 29, 2015. It provides a basic estimation of the number and characteristics of those experiencing homelessness on any given night in order to inform future service planning and provisioning efforts.

Source: Applied Survey Research. (2015). Marin County Homeless Census & Survey. Watsonville, CA. For more detail or to view the comprehensive report, please visit www.appliedsurveyresearch.org.